

# eQ2836-3

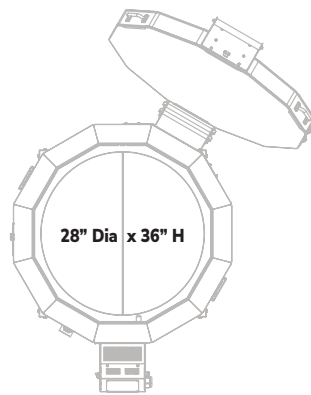

Temperature Rating: Cone 10

Volume: 13.6 Cubic Feet

Brick Thickness: 3" Brick

Inside: 28" Diam x 36" High

72 in



52.2 in



*Extra power and Quad element system make eQuad-Pro kilns ideal for Production Potters.*

- **Genesis Touch Screen Control** • with Kiln Aid app
- **Dynamic Zone Control** • for even firing
- **Hard Ceramic Element Channels** • protect your elements and kiln
- **Cone 10 (2350°F • 1290°C)** • with extra power
- **Type K Thermocouples (3)** • with protection tubes
- **3" • K23 Brick**
- **Top Loading** • spring assisted lid
- **Solid, Straight View Peephole Plugs**
- **Full-Support Stand** • rolling option available
- **Easy-Access Control Panel** • branch fusing included
- **Three-Year Limited Warranty**
- **c-MET-us listed to UL499 Standards**
- **Quad Element System Comes Standard**
- **See [hotkilns.com/eQ2836-3](http://hotkilns.com/eQ2836-3) for all features and options**

## GENERAL DIMENSIONS



Scan OR Visit:  
hotkilns.com  
/eQ2836-3-GD



**TRUST YOUR KILN**  
**hotkilns.com**

Manufactured in Swedesboro, NJ  
800-750-8350 • sales@hotkilns.com

Bulletin No: BL-eQ2836-3 REV: 0

Page 1



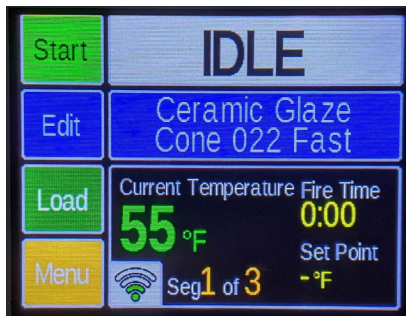
## Electrical Specifications

USA

Model Numbers	Part Number	Volt/Phase	Watts	Amps	Wire Size	Fuse Size
eQ2836-3-240	K-Q-2836/31	240/1P	19,000	79.2	1 ga	100 Amps
eQ2836-3-240-3P	K-Q-2836/32	240/3P	19,000	52.4	4 ga	70 Amps
eQ2836-3-208	K-Q-2836/21	208/1P	19,000	91.3	1/0 ga	125 Amps
eQ2836-3-X-208	K-Q-283X/21	208/1P	16,640	80	1 ga	100 Amps
eQ2836-3-208-3P	K-Q-2836/22	208/3P	19,000	60.4	3 ga	80 Amps

WORLD

eQ2836-3-220	K-Q-2836/41	220/1P	19,000	86.4	1 ga	110 Amp
eQ2836-3-380-3PY	K-Q-2836/52	380/3PY	19,000	43.2	6 ga	60 Amp



**Control:** Full digital touchscreen Genesis control with easy-to-use interface, WiFi enabled app, and simple programs for firing ceramics.

**MET UL499 Listing:** All models are c-MET-us listed to UL499 standard.

**Cone Rating:** All models are rated to Cone 10 and, with the extra power, can easily achieve Cone 10.


**Wiring Diagrams:** See **the Electrical Tab** for each kiln model to get the wiring diagram for each voltage.

**Power connection:** All kilns are direct wired.

**Elements:** All eight elements are of equal resistance value. All elements are the Quad design with thick wire and four rows per 9" high section.

**Other voltages** for any country in the world are available. Examples are 200V/3 Phase Delta, 415V/3 Phase Wye and 400V/3 Phase Wye. CE Listing available in some countries. See 380 Volt diagrams for electrical specifications for 400V/3 Phase Wye and 415V/3 Phase Wye.

**Moving and installation:** The kiln comes assembled but can be quickly disassembled and reassembled to move through any door or up stairs. It comes packed in a skidded carton with secure foam-in-place packaging.



### FURNITURE KIT FOR EQ2836-3

**Part Number:** H-J-K293/00

**Includes:** Ten 25.5" (64.8 cm) half shelves, One post kit with 6 each 1/2", 1", 2", 4", 6", and 8" square posts, and one pair heat resistant gloves.