


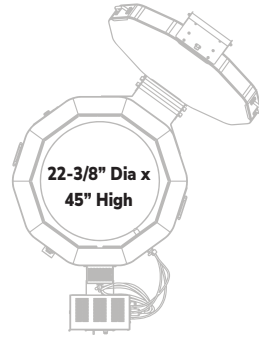
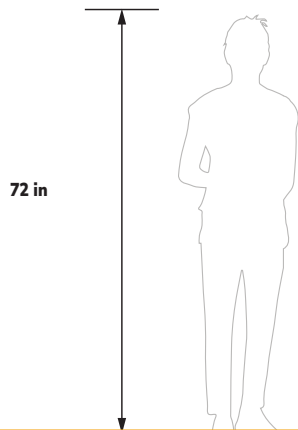
# JD245-3

Temperature Rating: Cone 10

Volume: 11.1 Cubic Feet

Brick Thickness: 3" Brick

Inside: 22-3/8" Dia x 45" High




*The unique plug-in control panel and extreme sectional construction make Jupiter kilns ideal for sculptors and ceramic artists who need flexibility.*

- **Genesis Touch Screen Control** • with Kiln Aid app
- **Dynamic Zone Control** • for even firing
- **Hard Ceramic Element Channels** • protect your elements and kiln
- **Cone 10** (2350°F • 1290°C)
- **Type K Thermocouples (3)** • with protection tubes
- **3" • K23 Brick**
- **Top Loading** • spring assisted lid
- **Solid, Straight-View Peephole Plugs**
- **Full-Support Stand** • rolling option available
- **Plug-in Control Panel**
- **Three-Year Limited Warranty**
- **c-MET-us** listed to UL499 Standards
- **See [hotkilns.com/JD245-3](http://hotkilns.com/JD245-3) for all features and options**

GENERAL DIMENSIONS



Scan OR Visit:  
hotkilns.com  
/JD245-3-GD



**TRUST YOUR KILN**  
**hotkilns.com**

Manufactured in Swedesboro, NJ  
800-750-8350 • sales@hotkilns.com

Bulletin No: BL-JD245-3 REV: 0

Page 1



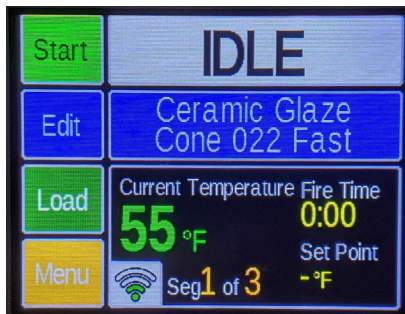
## Electrical Specifications for JD245-3

USA

Model Number	Power Bottom	Part Number for 2.5" Brick	Part Number for 3" Brick	Volt/Phase	Watts	Amps	Wire Size	Fuse Size	Power Connection
JD245V-3-240	No	K-A-245H/31	K-A-245D/31	240/1P	17,575	73.2	1 ga	100	Direct Wire
JD245V-3-240-3P	No	K-A-245H/32	K-A-245D/32	240/3P	17,575	50.7	4 ga	70	Direct Wire
JD245V-3-208	No	K-A-245H/21	K-A-245D/21	208/1P	15,240	73.3	1 ga	100	Direct Wire
JD245V-3-208-3P	No	K-A-245H/22	K-A-245D/22	208/3P	15,240	50.8	4 ga	70	Direct Wire
JD245V-3-PB-240	Yes	K-A-245P/31	K-A-245B/31	240/1P	19,333	80.6	1 ga	110	Direct Wire
JD245V-3-PB-240-3P	Yes	K-A-245P/32	K-A-245B/32	240/3P	19,333	50.7	4 ga	70	Direct Wire
JD245V-3-PB-208	Yes	K-A-245P/21	K-A-245B/21	208/1P	16,764	80.6	1 ga	110	Direct Wire
JD245V-PB-208-3P / JD245V-3-PB-208-3P	Yes	K-A-245P/22	K-A-245B/22	208/3P	16,764	50.8	4 ga	70	Direct Wire

WORLD

JD245V-3-220	No	K-A-245H/41	K-A-245D/41	220V/1P	16,125	73.3	1 ga	100	Direct Wire
JD245V-3-380-3PY	No	K-A-245H/52	K-A-245D/52	380/3PY	16,125	29.3	8 ga	40	Direct Wire
JD245V-3-PB-220	Yes	K-A-245P/41	K-A-245B/41	220V/1P	17,738	80.6	1 ga	110	Direct Wire
JD245V-3-PB-380-3PY	Yes	K-A-245P/52	K-A-245B/52	380/3PY	17,738	29.3	8 ga	40	Direct Wire



**Control:** Full digital touchscreen Genesis control with easy-to-use interface, WiFi enabled app, and simple programs for firing ceramics.

**MET UL499 Listing:** All models are c-MET-us listed to UL499 standard.

**Cone Rating:** Cone 10.


**Wiring Diagrams:** See the **Electrical Tab** for each kiln model to get the wiring diagram for each voltage.

**Power connection:** Direct wired.

**Elements:** All elements are of equal resistance value. Ten elements standard. Powered Bottom adds one element. All Jupiter kilns with the Quad option feature two elements in four rows per section.

**Other voltages** for any country in the world are available. Examples are 200V/3 Phase Delta, 220V/3 Phase Delta, 415V/3 Phase Wye and 400V/3 Phase Wye. CE Listing available in some countries. See 380 Volt diagrams for electrical specifications for 400V/3 Phase Wye and 415V/3 Phase Wye.

**Power Bottoms:** Power bottoms are special order only. Electrical specifications are shown above.



### FURNITURE KIT FOR JD245-3

**Part Number:** H-J-K245/30

**Includes:** Four 20" full round shelves and four 20" half round shelves (3/4" thick), one post kit with 6 each 1/2", 1", 2", 4", 6", and 8" square posts, and one pair heat resistant gloves.